



Electrolux
PROFESSIONAL

**Modular Cooking Range Line
thermaline 90 - 900 mm Closed
Work top, 1 Side**

ITEM # _____

MODEL # _____

NAME # _____

SIS # _____

AIA # _____



589166 (MCNABAIOOO)

Closed Work Top, one-side operated

Short Form Specification

Item No. _____

Closed work top, 900 mm wide, constructed according to DIN 18860_2 with 20 mm drop nose top. Internal frame for heavy duty sturdiness in stainless steel. 2 mm top in 1.4301 (AISI 304). Flat surface construction, easily cleanable. THERMODUL connection system enables seamless worktop when units are connected and avoids soil penetrating.

IPX5 water resistant certification.

Configuration: One-side operated top. The base needs to be supplied by the factory. Please include appropriate base.

Main Features

- All major components may be easily accessed from the front.
- THERMODUL connection system creates a seamless work top when units are connected to each other thus avoiding soil penetrating vital components and facilitating the removal of units in case of replacement or service.

Construction

- IPX5 water resistance certification.
- 2 mm top in 1.4301 (AISI 304).
- Flat surface construction with minimal hidden areas to easily clean all surfaces
- Internal frame for heavy duty sturdiness in 1.4301 (AISI 304).
- Unit constructed according to DIN 18860_2 with 20 mm drop nose top.

Optional Accessories

- Connecting rail kit, 900mm PNC 912502
- Connecting rail kit: modular 90 (on the left) to ProThermetic tilting (on the right), ProThermetic stationary (on the left) to ProThermetic tilting (on the right) PNC 912975
- Connecting rail kit: modular 80 (on the right) to ProThermetic tilting (on the left), ProThermetic stationary (on the right) to ProThermetic tilting (on the left) PNC 912976
- Endrail kit, flush-fitting, left PNC 913111
- Endrail kit, flush-fitting, right PNC 913112
- Endrail kit (12.5mm) for thermaline 90 units, left PNC 913202
- Endrail kit (12.5mm) for thermaline 90 units, right PNC 913203
- Insert profile d=900 PNC 913232
- Endrail kit, (12.5mm), for back-to-back installation, left PNC 913251
- Endrail kit, (12.5mm), for back-to-back installation, right PNC 913252
- Endrail kit, flush-fitting, for back-to-back installation, left PNC 913255
- Endrail kit, flush-fitting, for back-to-back installation, right PNC 913256

APPROVAL: _____



Experience the Excellence
www.electroluxprofessional.com




Electrolux
PROFESSIONAL

Modular Cooking Range Line thermaline 90 - 900 mm Closed Work top, 1 Side

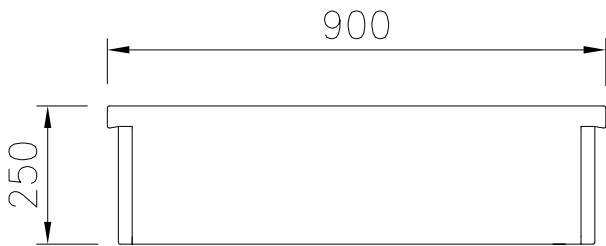
Key Information:

External dimensions, Width:	
589166 (MCNABA1000)	900 mm
External dimensions, Depth:	900 mm
External dimensions, Height:	250 mm
Net weight:	32 kg

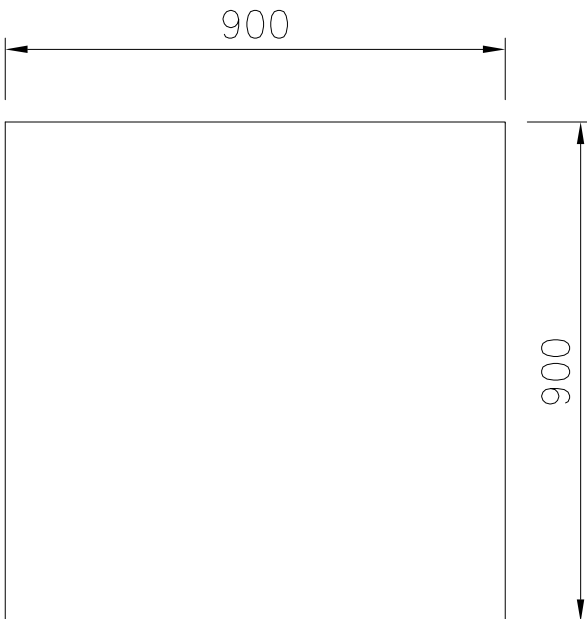
Front



Side



Top



Modular Cooking Range Line
thermaline 90 - 900 mm Closed Work top, 1 Side

The company reserves the right to make modifications to the products
without prior notice. All information correct at time of printing.

2026.05.12